

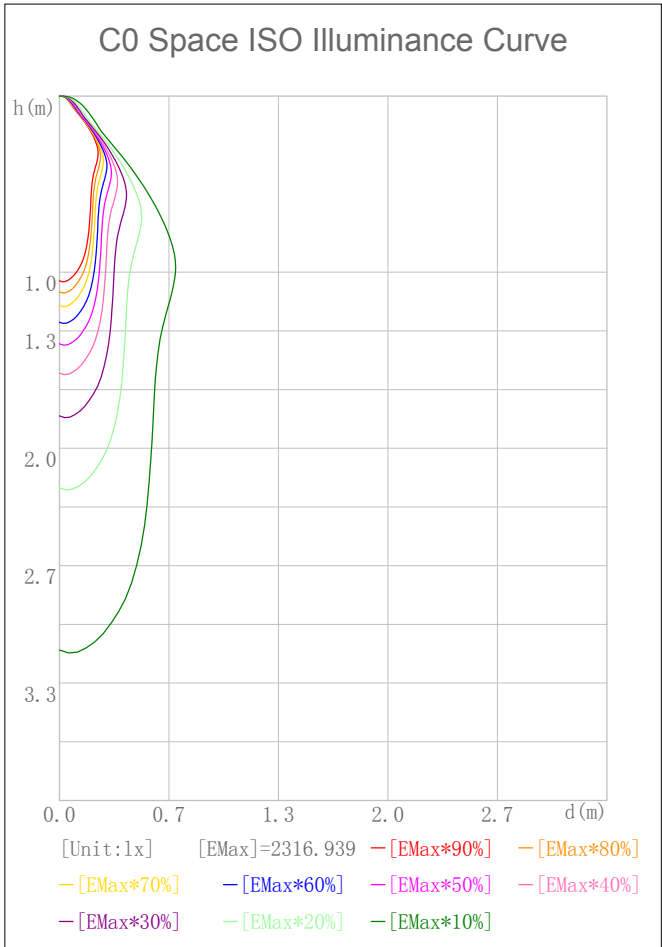
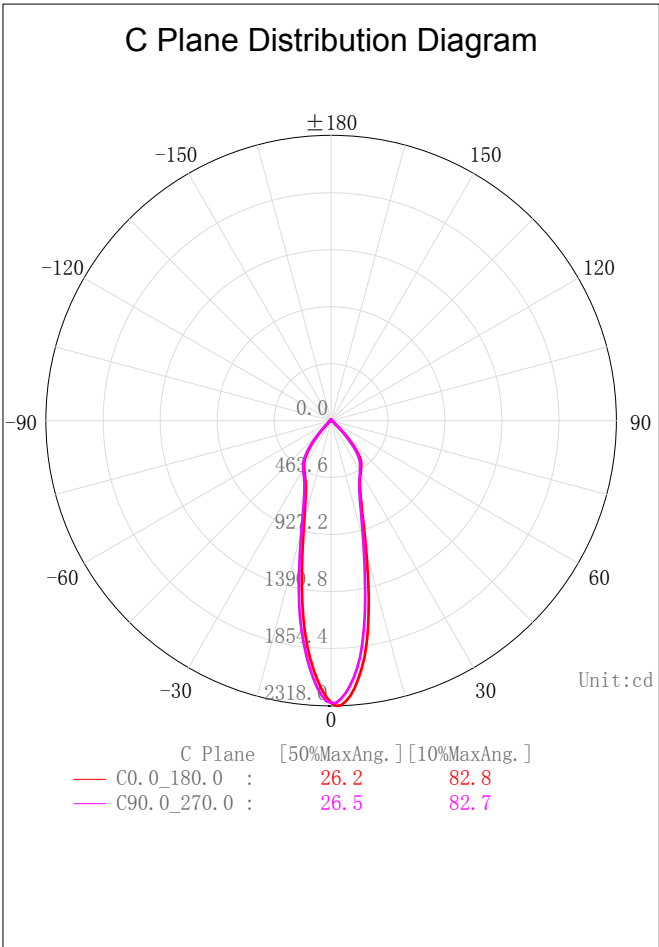
Indoor Luminaire Photometric Data

Description Information

Luminary Name: MD10-13-XX-02 3000K RA90 25D	Lum. Catalog:	Test ID: 01
Lamp Name:	Lamp Catalog: LED	Test Date: 2019/12/23
Manufacture: Shenzhen Norming Lighting Co., Ltd	Shld.Ang(°):	Test Machine:GON-2000
Test Lab: QUality peatment	Frequency (Hz):	Lamp CCT(K): Ra:
Lum. Size (W*L*H):0.050m*0.050m*0.750m	Lum. Area (m2):0.040	Lum. W(kg): 0.000
Test System: C, γ	Test Step: C=90.0 γ=1.0	Temp. (°C): 25
		Humidity(%):

Character Parameter

Lamp Speciality Parameter	Luminaire Speciality Parameter	
Rated Flux(lm): 1131.810	Luminary Flux(lm): 1131.807	Field Angle(10%Imax): 82.8(°)
Rated Power(W):	Luminary Efficiency: 100.00%	Down Lumens&Percent: 1103.515lm 97.50%
Rated Voltage(V):	Luminary EER(lm/W): 89.684	Up Lumens&Percent: 28.291lm 2.50%
Tested Power(W): 12.620	Max. Candela(cd): 2317.998	S/MH: C0_a180=0.443 C90_270=0.443
Lamps' Inside: 1	Max Cand@Ang. (°): C=0.0 γ=1.0	CIE Type: Semi-Direct
Tested Electrics (V, A, pf):240.5, 0.055	Beam Angle(50%Imax): 26.2(°)	ErP ϕ use(90°): 1002.762lm
Lamp Size (W*L*H):0.050m*0.050m*0.750m	Left=-11.7°, Right=14.5°	IRF(%): 437.665



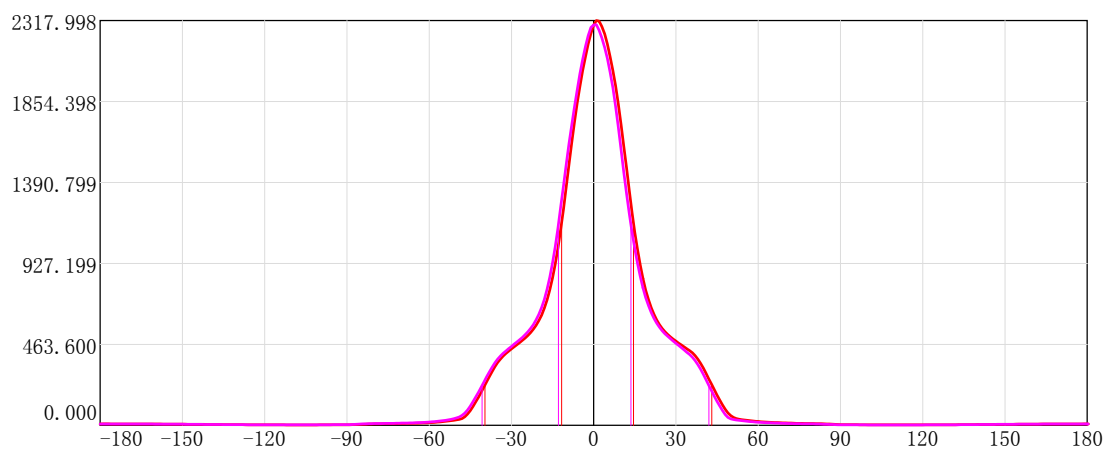
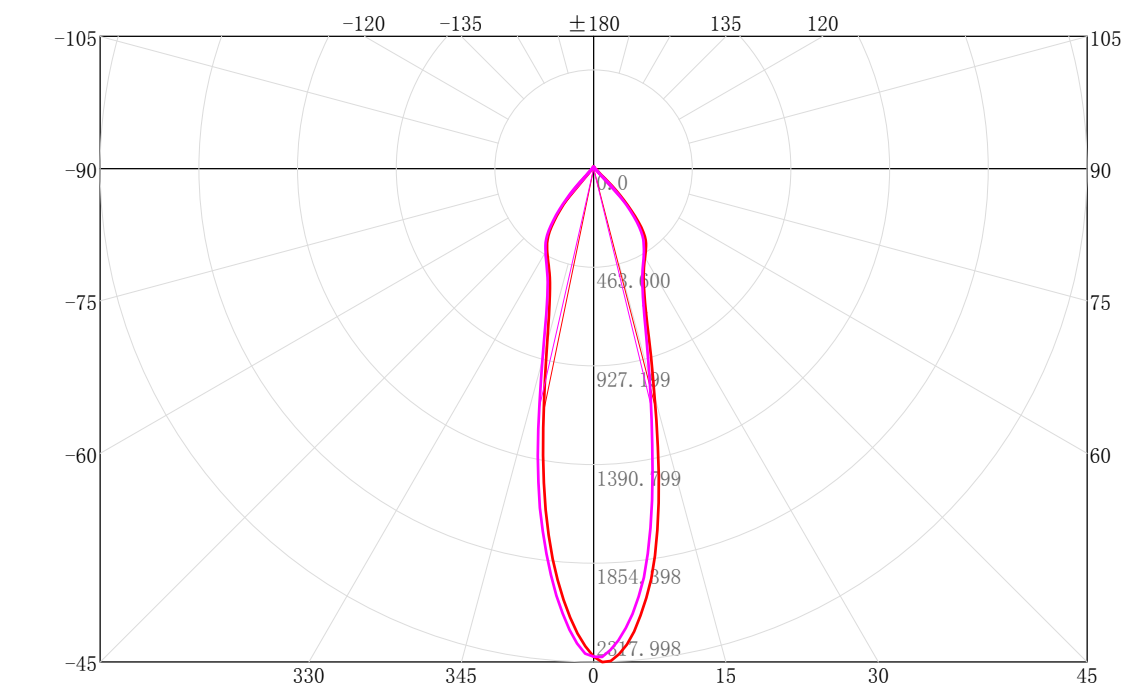
IES Indoor Report

Photometric Filename:MD10-13-XX-02 3000K RA90 25D.IES

2D Plane Light Intensity Distribution Curve

Lum. Name: MD10-13-XX-02 3000K RA90 25D	Lum. Catalog:	Test ID: 01
Lamp Name:	Lamp Catalog: LED	Test Lab: Quality peatment
Manufacture: Shenzhen Norming Lighting Co., Ltd	Test Machine:GON-2000	Test Date: 2019/12/23

C Plane Distribution Diagram



C Plane [50%MaxAng.] [10%MaxAng.]
— C0.0_180.0 : 26.2 82.8
— C90.0_270.0 : 26.5 82.7

Unit:cd

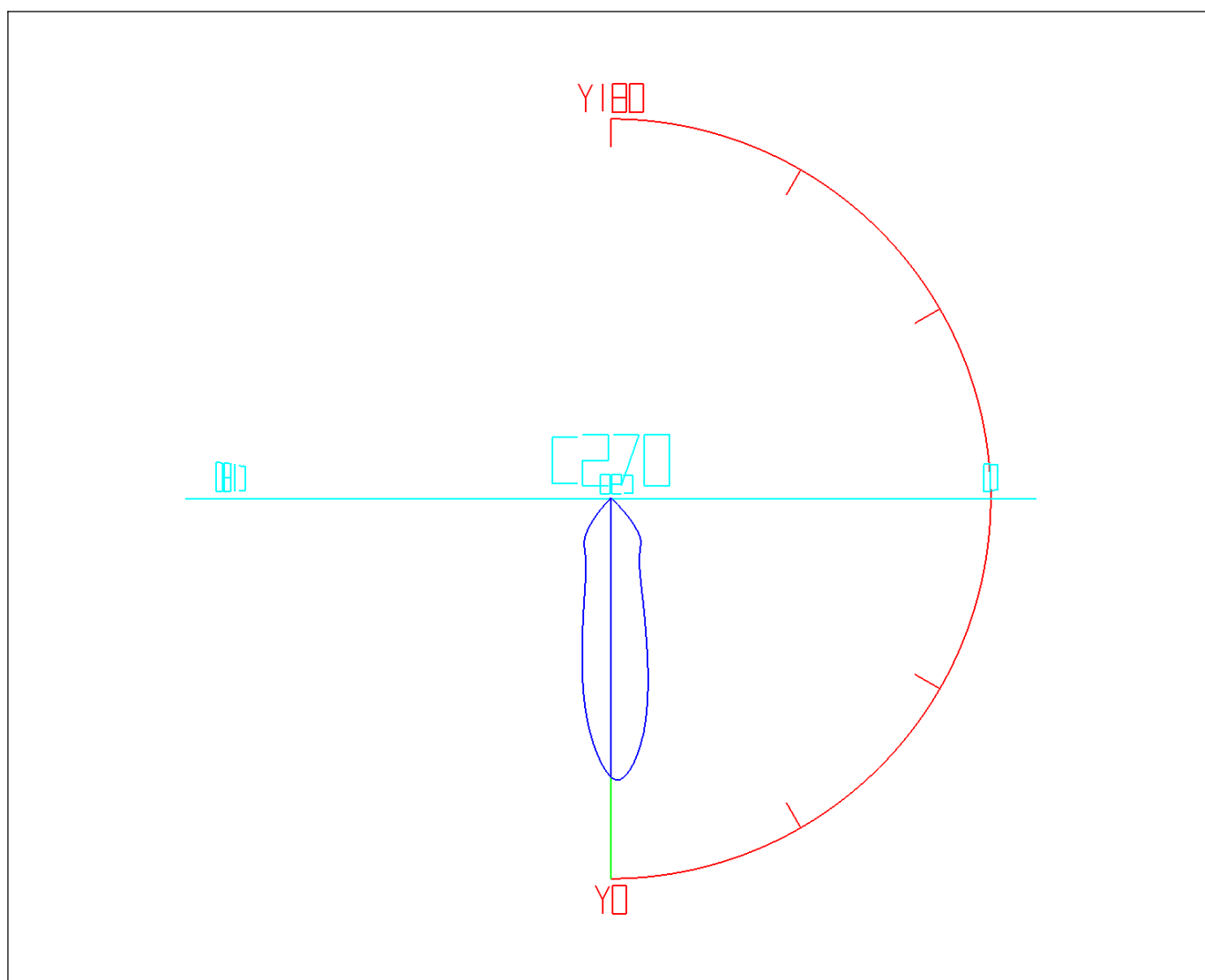
IES Indoor Report

Photometric Filename:MD10-13-XX-02 3000K RA90 25D.IES

3D Light Intensity Distribution Modal

Lum. Name: MD10-13-XX-02 3000K RA90 25D	Lum. Catalog:	Test ID: 01
Lamp Name:	Lamp Catalog: LED	Test Lab: Quality peatment
Manufacture: Shenzhen Norming Lighting Co., Ltd	Test Machine:GON-2000	Test Date: 2019/12/23

3D Light Intensity Distribution Modal



Curves: 3D Model — Fixture — Vert. HUD — Hori. HUD —
View Angles: Orient:0 Tilt:0 Roll:0 Spin:0

Zonal Flux Tabulation

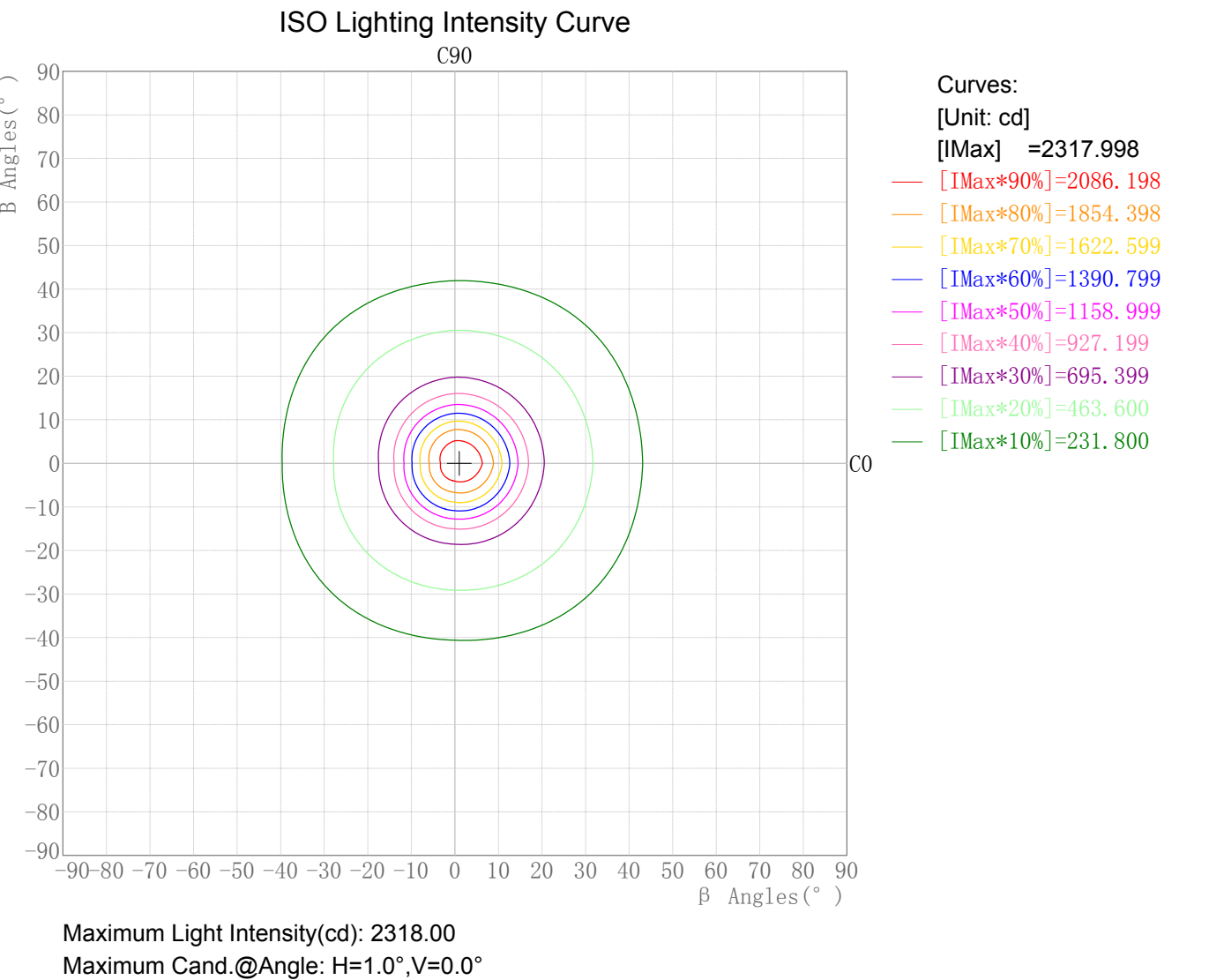
Zone(γ)	Zone Flux (lm)	Sums Flux (lm)	Zone%Lamp	Sums%Lamp	Zone(γ)	Zone Flux (lm)	Sums Flux (lm)	Zone%Lamp	Sums%Lamp
0.0-1.0	2.19	2.19	0.19	0.19	47.0-48.0	5.79	1035.94	0.51	91.53
1.0-2.0	6.50	8.69	0.57	0.77	48.0-49.0	4.65	1040.58	0.41	91.94
2.0-3.0	10.63	19.32	0.94	1.71	49.0-50.0	3.85	1044.43	0.34	92.28
3.0-4.0	14.49	33.81	1.28	2.99	50.0-51.0	3.34	1047.78	0.30	92.58
4.0-5.0	18.03	51.84	1.59	4.58	51.0-52.0	3.01	1050.79	0.27	92.84
5.0-6.0	21.19	73.03	1.87	6.45	52.0-53.0	2.78	1053.57	0.25	93.09
6.0-7.0	23.93	96.95	2.11	8.57	53.0-54.0	2.60	1056.16	0.23	93.32
7.0-8.0	26.18	123.14	2.31	10.88	54.0-55.0	2.44	1058.61	0.22	93.53
8.0-9.0	27.89	151.03	2.46	13.34	55.0-56.0	2.30	1060.91	0.20	93.74
9.0-10.0	29.02	180.04	2.56	15.91	56.0-57.0	2.18	1063.09	0.19	93.93
10.0-11.0	29.56	209.61	2.61	18.52	57.0-58.0	2.06	1065.15	0.18	94.11
11.0-12.0	29.61	239.21	2.62	21.14	58.0-59.0	1.96	1067.11	0.17	94.28
12.0-13.0	29.26	268.48	2.59	23.72	59.0-60.0	1.86	1068.98	0.16	94.45
13.0-14.0	28.69	297.17	2.53	26.26	60.0-61.0	1.78	1070.76	0.16	94.61
14.0-15.0	28.01	325.18	2.47	28.73	61.0-62.0	1.70	1072.46	0.15	94.76
15.0-16.0	27.30	352.47	2.41	31.14	62.0-63.0	1.64	1074.10	0.14	94.90
16.0-17.0	26.60	379.07	2.35	33.49	63.0-64.0	1.58	1075.68	0.14	95.04
17.0-18.0	25.94	405.01	2.29	35.78	64.0-65.0	1.53	1077.20	0.13	95.18
18.0-19.0	25.38	430.39	2.24	38.03	65.0-66.0	1.48	1078.68	0.13	95.31
19.0-20.0	24.95	455.33	2.20	40.23	66.0-67.0	1.43	1080.12	0.13	95.43
20.0-21.0	24.65	479.99	2.18	42.41	67.0-68.0	1.39	1081.51	0.12	95.56
21.0-22.0	24.48	504.47	2.16	44.57	68.0-69.0	1.35	1082.86	0.12	95.68
22.0-23.0	24.40	528.87	2.16	46.73	69.0-70.0	1.31	1084.18	0.12	95.79
23.0-24.0	24.41	553.29	2.16	48.89	70.0-71.0	1.28	1085.45	0.11	95.90
24.0-25.0	24.49	577.77	2.16	51.05	71.0-72.0	1.24	1086.69	0.11	96.01
25.0-26.0	24.61	602.38	2.17	53.22	72.0-73.0	1.21	1087.90	0.11	96.12
26.0-27.0	24.76	627.15	2.19	55.41	73.0-74.0	1.17	1089.07	0.10	96.22
27.0-28.0	24.92	652.06	2.20	57.61	74.0-75.0	1.15	1090.22	0.10	96.33
28.0-29.0	25.07	677.13	2.21	59.83	75.0-76.0	1.13	1091.35	0.10	96.43
29.0-30.0	25.20	702.34	2.23	62.05	76.0-77.0	1.12	1092.47	0.10	96.52
30.0-31.0	25.30	727.63	2.24	64.29	77.0-78.0	1.11	1093.58	0.10	96.62
31.0-32.0	25.34	752.98	2.24	66.53	78.0-79.0	1.09	1094.67	0.10	96.72
32.0-33.0	25.32	778.29	2.24	68.77	79.0-80.0	1.07	1095.73	0.09	96.81
33.0-34.0	25.19	803.49	2.23	70.99	80.0-81.0	1.03	1096.77	0.09	96.90
34.0-35.0	24.92	828.41	2.20	73.19	81.0-82.0	0.99	1097.76	0.09	96.99
35.0-36.0	24.47	852.88	2.16	75.36	82.0-83.0	0.94	1098.70	0.08	97.07
36.0-37.0	23.76	876.63	2.10	77.45	83.0-84.0	0.89	1099.59	0.08	97.15
37.0-38.0	22.77	899.41	2.01	79.47	84.0-85.0	0.83	1100.42	0.07	97.23
38.0-39.0	21.53	920.94	1.90	81.37	85.0-86.0	0.76	1101.18	0.07	97.29
39.0-40.0	20.06	941.00	1.77	83.14	86.0-87.0	0.68	1101.86	0.06	97.35
40.0-41.0	18.38	959.38	1.62	84.76	87.0-88.0	0.61	1102.47	0.05	97.41
41.0-42.0	16.54	975.92	1.46	86.23	88.0-89.0	0.55	1103.02	0.05	97.46
42.0-43.0	14.62	990.53	1.29	87.52	89.0-90.0	0.50	1103.52	0.04	97.50
43.0-44.0	12.67	1003.20	1.12	88.64	90.0-91.0	0.48	1103.99	0.04	97.54
44.0-45.0	10.75	1013.95	0.95	89.59	91.0-92.0	0.46	1104.46	0.04	97.58
45.0-46.0	8.93	1022.89	0.79	90.38	92.0-93.0	0.45	1104.91	0.04	97.62
46.0-47.0	7.26	1030.14	0.64	91.02	93.0-94.0	0.44	1105.35	0.04	97.66

Zonal Flux Tabulation - (Cont.)

Zone(γ)	Zone Flux (lm)	Sums Flux (lm)	Zone%Lamp	Sums%Lamp	Zone(γ)	Zone Flux (lm)	Sums Flux (lm)	Zone%Lamp	Sums%Lamp
94.0-95.0	0.43	1105.78	0.04	97.70	141.0-142.0	0.38	1122.38	0.03	99.17
95.0-96.0	0.42	1106.19	0.04	97.74	142.0-143.0	0.38	1122.76	0.03	99.20
96.0-97.0	0.41	1106.60	0.04	97.77	143.0-144.0	0.38	1123.14	0.03	99.23
97.0-98.0	0.40	1107.00	0.04	97.81	144.0-145.0	0.38	1123.52	0.03	99.27
98.0-99.0	0.39	1107.39	0.03	97.84	145.0-146.0	0.38	1123.91	0.03	99.30
99.0-100.0	0.38	1107.78	0.03	97.88	146.0-147.0	0.38	1124.29	0.03	99.34
100.0-101.0	0.38	1108.15	0.03	97.91	147.0-148.0	0.38	1124.66	0.03	99.37
101.0-102.0	0.37	1108.52	0.03	97.94	148.0-149.0	0.37	1125.04	0.03	99.40
102.0-103.0	0.36	1108.89	0.03	97.97	149.0-150.0	0.37	1125.41	0.03	99.43
103.0-104.0	0.36	1109.24	0.03	98.01	150.0-151.0	0.36	1125.77	0.03	99.47
104.0-105.0	0.35	1109.60	0.03	98.04	151.0-152.0	0.36	1126.13	0.03	99.50
105.0-106.0	0.35	1109.95	0.03	98.07	152.0-153.0	0.35	1126.48	0.03	99.53
106.0-107.0	0.35	1110.29	0.03	98.10	153.0-154.0	0.35	1126.83	0.03	99.56
107.0-108.0	0.34	1110.64	0.03	98.13	154.0-155.0	0.34	1127.17	0.03	99.59
108.0-109.0	0.34	1110.97	0.03	98.16	155.0-156.0	0.33	1127.50	0.03	99.62
109.0-110.0	0.34	1111.31	0.03	98.19	156.0-157.0	0.32	1127.82	0.03	99.65
110.0-111.0	0.34	1111.65	0.03	98.22	157.0-158.0	0.31	1128.13	0.03	99.67
111.0-112.0	0.33	1111.98	0.03	98.25	158.0-159.0	0.30	1128.43	0.03	99.70
112.0-113.0	0.33	1112.31	0.03	98.28	159.0-160.0	0.29	1128.73	0.03	99.73
113.0-114.0	0.33	1112.64	0.03	98.31	160.0-161.0	0.28	1129.01	0.02	99.75
114.0-115.0	0.33	1112.98	0.03	98.34	161.0-162.0	0.27	1129.28	0.02	99.78
115.0-116.0	0.33	1113.30	0.03	98.36	162.0-163.0	0.26	1129.54	0.02	99.80
116.0-117.0	0.33	1113.63	0.03	98.39	163.0-164.0	0.25	1129.79	0.02	99.82
117.0-118.0	0.33	1113.96	0.03	98.42	164.0-165.0	0.24	1130.03	0.02	99.84
118.0-119.0	0.33	1114.29	0.03	98.45	165.0-166.0	0.22	1130.25	0.02	99.86
119.0-120.0	0.33	1114.62	0.03	98.48	166.0-167.0	0.21	1130.46	0.02	99.88
120.0-121.0	0.33	1114.95	0.03	98.51	167.0-168.0	0.19	1130.65	0.02	99.90
121.0-122.0	0.33	1115.28	0.03	98.54	168.0-169.0	0.18	1130.83	0.02	99.91
122.0-123.0	0.33	1115.61	0.03	98.57	169.0-170.0	0.17	1131.00	0.01	99.93
123.0-124.0	0.33	1115.95	0.03	98.60	170.0-171.0	0.15	1131.15	0.01	99.94
124.0-125.0	0.33	1116.28	0.03	98.63	171.0-172.0	0.14	1131.29	0.01	99.95
125.0-126.0	0.34	1116.62	0.03	98.66	172.0-173.0	0.12	1131.41	0.01	99.96
126.0-127.0	0.34	1116.95	0.03	98.69	173.0-174.0	0.11	1131.51	0.01	99.97
127.0-128.0	0.34	1117.29	0.03	98.72	174.0-175.0	0.09	1131.60	0.01	99.98
128.0-129.0	0.34	1117.64	0.03	98.75	175.0-176.0	0.07	1131.68	0.01	99.99
129.0-130.0	0.34	1117.98	0.03	98.78	176.0-177.0	0.06	1131.73	0.01	99.99
130.0-131.0	0.35	1118.33	0.03	98.81	177.0-178.0	0.04	1131.77	0.00	100.00
131.0-132.0	0.35	1118.68	0.03	98.84	178.0-179.0	0.02	1131.80	0.00	100.00
132.0-133.0	0.35	1119.04	0.03	98.87	179.0-180.0	0.01	1131.81	0.00	100.00
133.0-134.0	0.36	1119.39	0.03	98.90					
134.0-135.0	0.36	1119.76	0.03	98.93					
135.0-136.0	0.37	1120.12	0.03	98.97					
136.0-137.0	0.37	1120.49	0.03	99.00					
137.0-138.0	0.37	1120.86	0.03	99.03					
138.0-139.0	0.37	1121.24	0.03	99.07					
139.0-140.0	0.38	1121.61	0.03	99.10					
140.0-141.0	0.38	1121.99	0.03	99.13					

Rectangle ISO Lighting Intensity Diagram

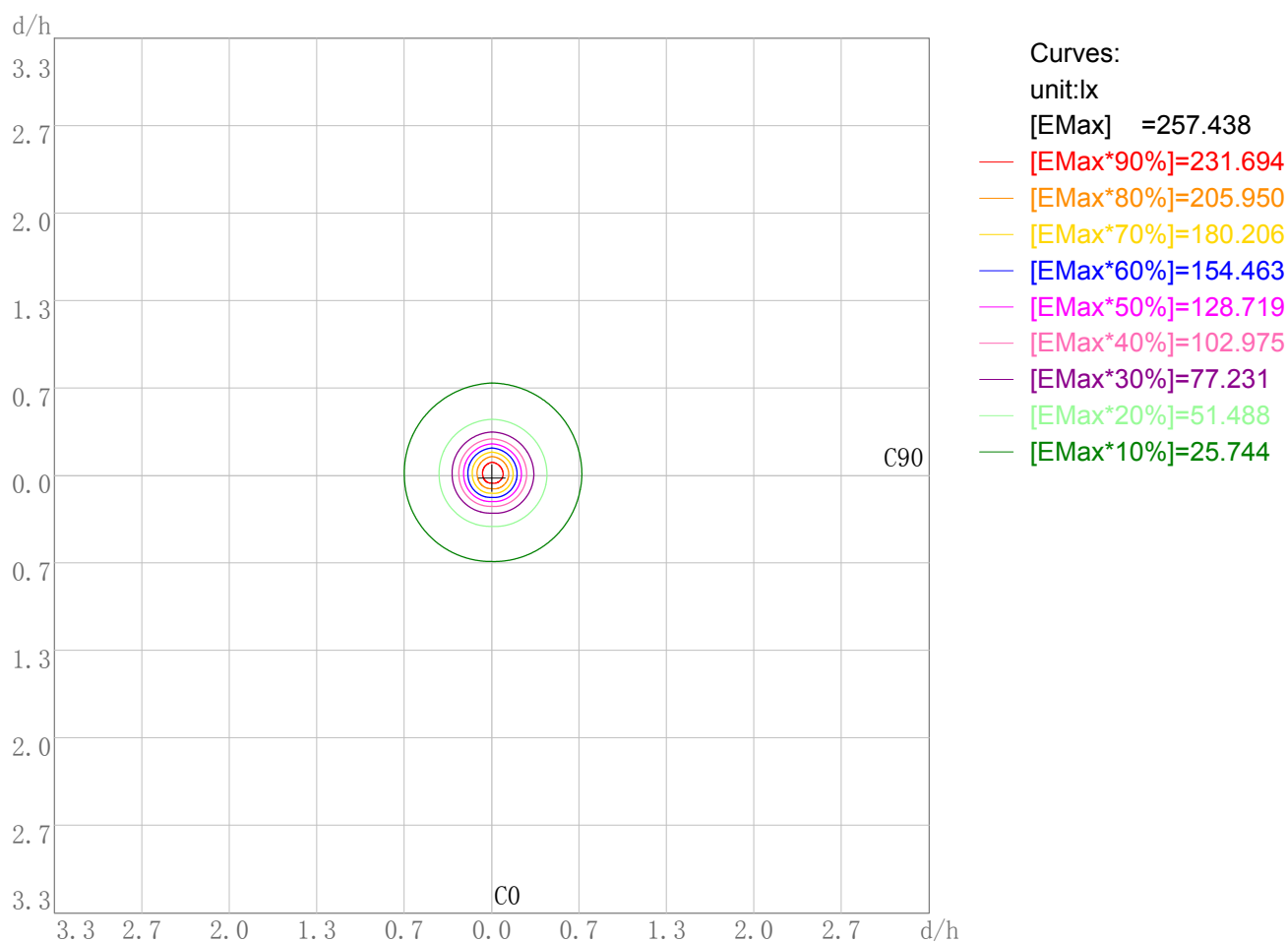
Lum. Name:MD10-13-XX-02 3000K RA90 25D	Lum. Catalog:	Test ID:01
Lamp Name:	Lamp Catalog: LED	Test Lab: Quality peatment
Manufacture: Shenzhen Norming Lighting Co., Ltd	Test Machine:GON-2000	Test Date: 2019/12/23



Plane ISO-Illuminance Diagram

Lum. Name: MD10-13-XX-02 3000K RA90 25D	Lum. Catalog:	Test ID: 01
Lamp Name:	Lamp Catalog: LED	Test Lab: Quality peatment
Manufacture: Shenzhen Norming Lighting Co., Ltd	Test Machine:GON-2000	Test Date: 2019/12/23

Plane ISO-Illuminance Curve



Working Plane Luminaire Mounting Height(m): 3.00

Working Plane Maximum Illuminance(lx): 257.44

Working Plane Maximum Illuminance Position(d/h):H0.0 V0.0

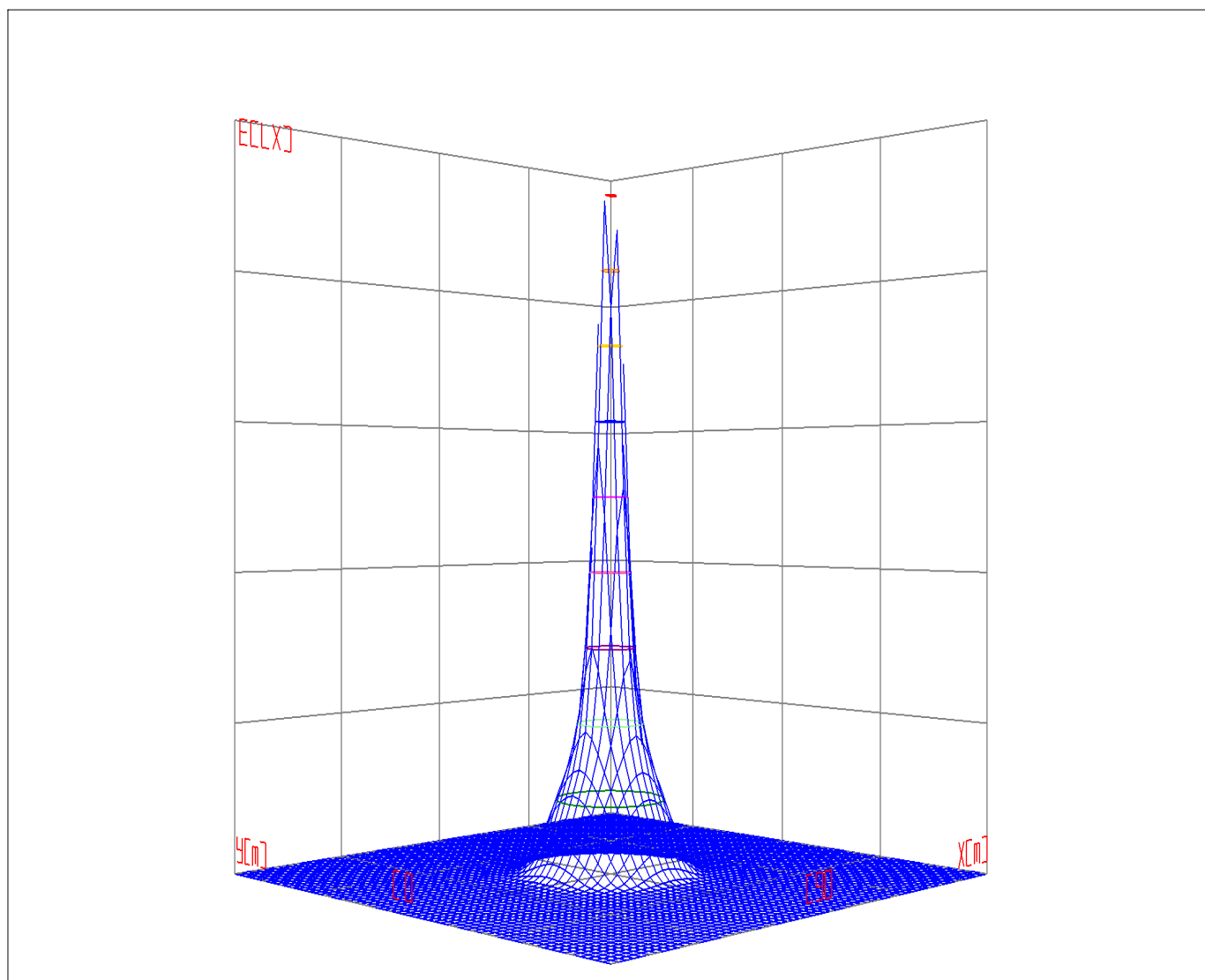
IES Indoor Report

Photometric Filename:MD10-13-XX-02 3000K RA90 25D.IES

3D Plane ISO Illuminance Diagram

Lum. Name: MD10-13-XX-02 3000K RA90 25D	Lum. Catalog:	Test ID: 01
Lamp Name:	Lamp Catalog: LED	Test Lab: Quality peatment
Manufacture: Shenzhen Norming Lighting Co., Ltd	Test Machine:GON-2000	Test Date: 2019/12/23

3D Plane Illuminance Modal

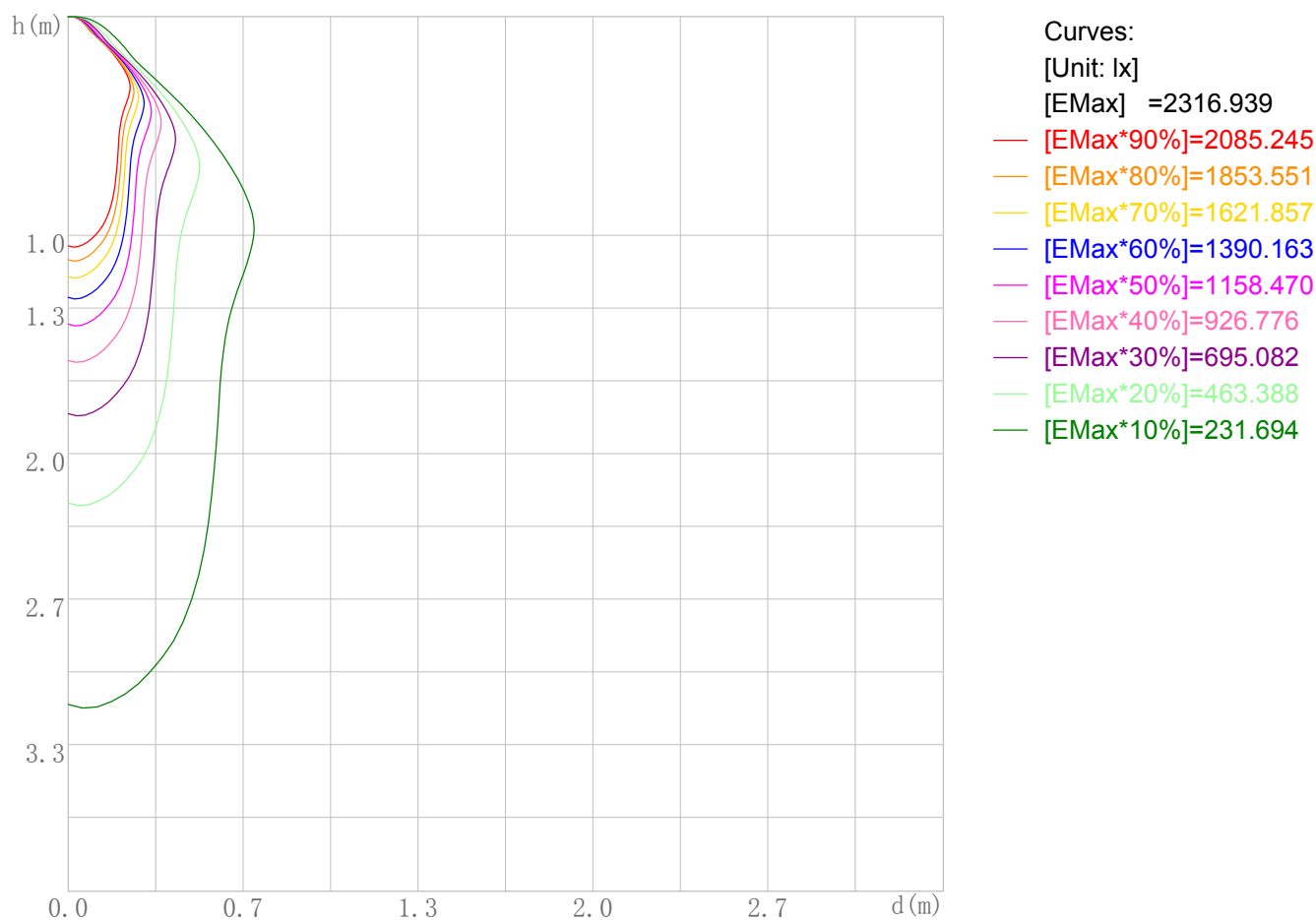


Curves: 3D Model — 90% — 80% — 70% — 60% — 50% — 40% — 30% — 20% — 10% —
View Angles(deg): 0 Height(m): 3.0 Distance(m): 10.0

Space ISO Illuminance Diagram

Lum. Name: MD10-13-XX-02 3000K RA90 25D	Lum. Catalog:	Test ID: 01
Lamp Name:	Lamp Catalog: LED	Test Lab: Quality peatment
Manufacture: Shenzhen Norming Lighting Co., Ltd	Test Machine:GON-2000	Test Date: 2019/12/23

Space ISO Illuminance Curve



Space Plane Maximum Illuminance and @Angle:2316.94lx,1.0deg

Plane Maximum Lighting Intensity and @Angle:2317.998cd,0deg

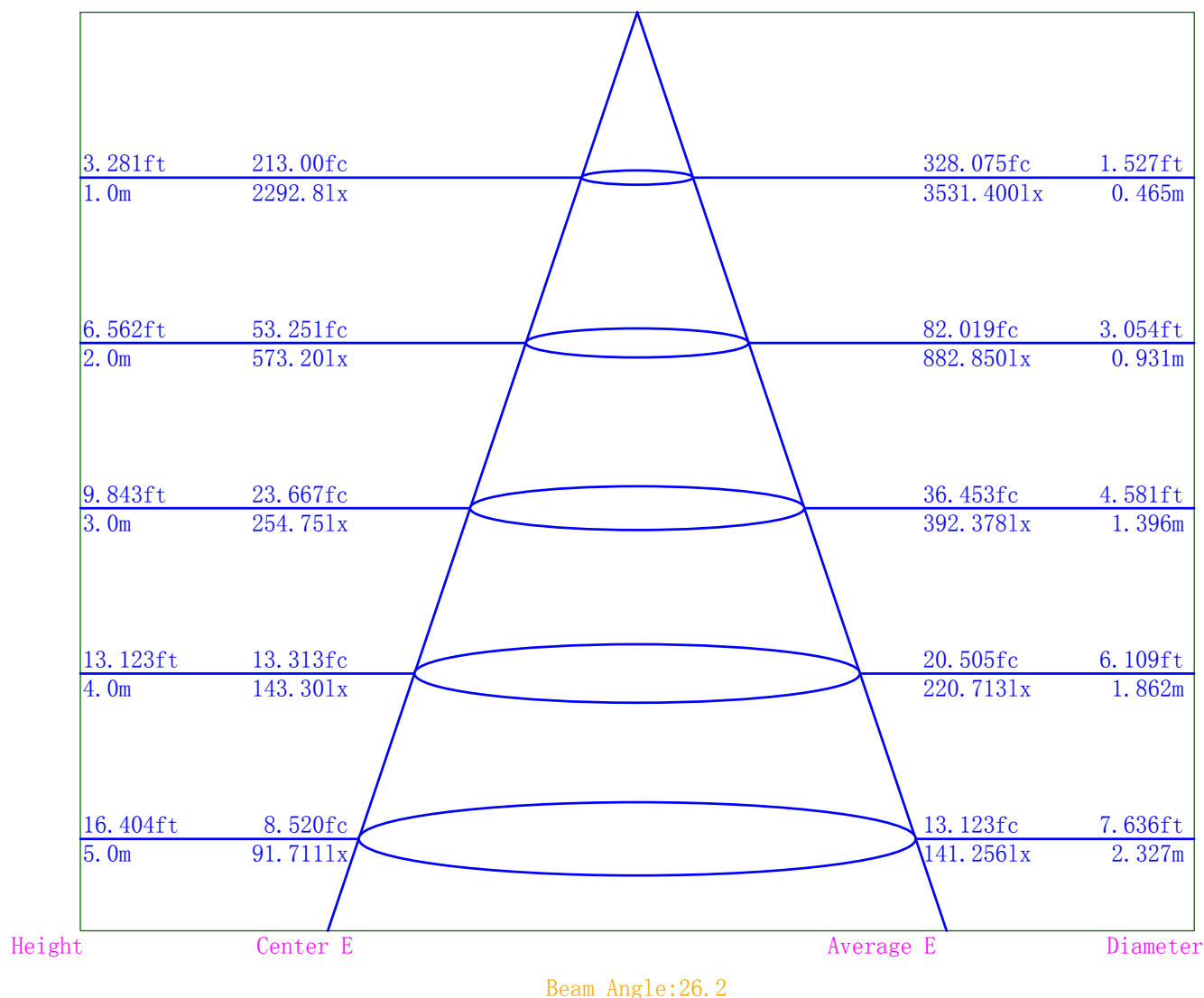
IES Indoor Report

Photometric Filename:MD10-13-XX-02 3000K RA90 25D.IES

Illuminance-Distance Diagram

Lum. Name: MD10-13-XX-02 3000K RA90 25D	Lum. Catalog:	Test ID: 01
Lamp Name:	Lamp Catalog: LED	Test Lab: Quality peatment
Manufacture: Shenzhen Norming Lighting Co., Ltd	Test Machine:GON-2000	Test Date: 2019/12/23

Illuminance-Distance Curve



IES Indoor Report

Photometric Filename:MD10-13-XX-02 3000K RA90 25D.IES

Indoor Luminance Limiting Curves

Lum. Name: MD10-13-XX-02 3000K RA90 25D	Lum. Catalog: LED	Test ID: 01
Lamp Name:	Lamp Catalog: LED	Test Lab: Quality peatment
Manufacture: Shenzhen Norming Lighting Co., Ltd	Test Machine:GON-2000	Test Date: 2019/12/23

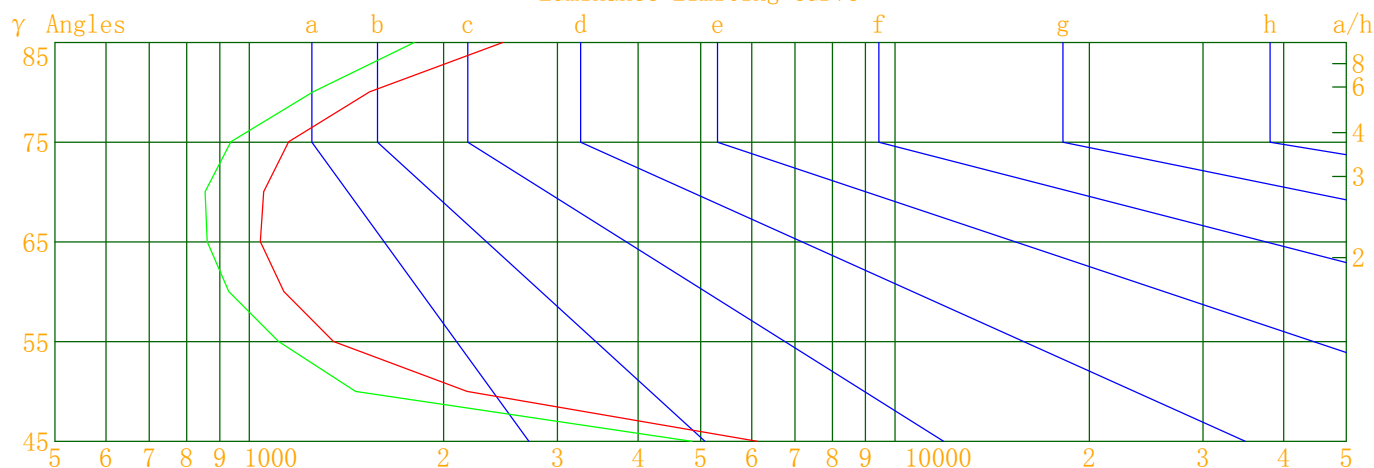
Glare Grade Table

GI	Quality	Using Illuminance							
1.15	A	2000	1000	500	<=300				
1.5	B		2000	1000	500	<=300			
1.85	C			2000	1000	500	<=300		
2.2	D				2000	1000	500	<=300	
2.55	E	a				2000	1000	500	<=300
			b	c	d	e	f	g	h

Luminance Table

Gama(deg)	45	50	55	60	65	70	75	80	85
C0	6126	2174	1350	1131	1040	1053	1151	1536	2469
C90	4847	1461	1110	929	861	854	936	1256	1800

Luminance Limiting Curve



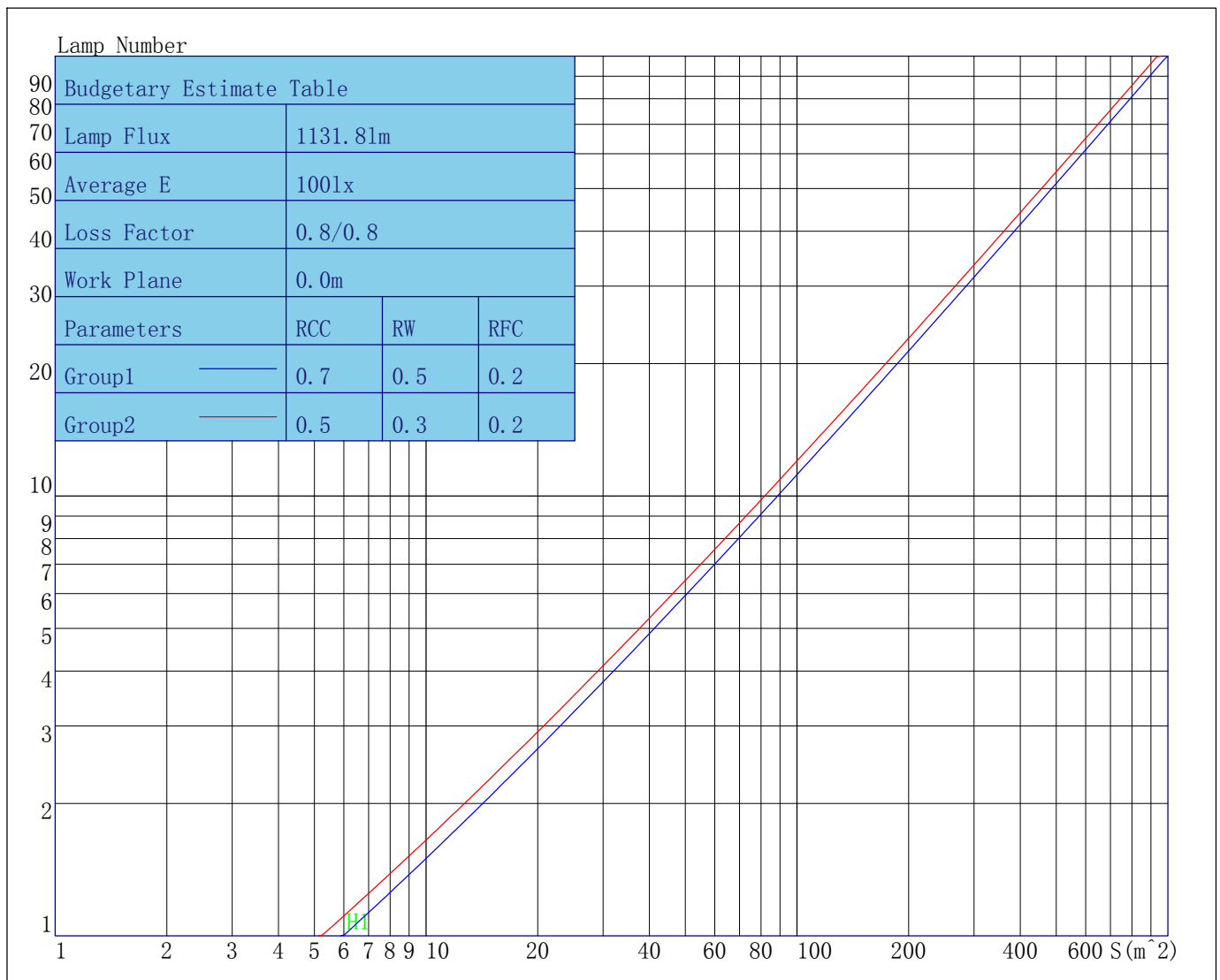
Luminous Size: Length(m)=0.050 Width(m)=0.050 Height(m)=0.750 Area(m^2)=0.040000
 Luminous Type: Without Luminous Side
 Luminous Curves: C0-C180 Color: — C90-C270 Color: —

IES Indoor Report

Photometric Filename:MD10-13-XX-02 3000K RA90 25D.IES

Indoor Budgetary Estimate Table

Lum. Name: MD10-13-XX-02 3000K RA90 25D	Lum. Catalog:	Test ID: 01
Lamp Name:	Lamp Catalog: LED	Test Lab: Quality peatment
Manufacture: Shenzhen Norming Lighting Co., Ltd	Test Machine:GON-2000	Test Date: 2019/12/23



Parameters1: Rhocc = 0.7 Rhow = 0.5 Rhofc = 0.2 LLF = 0.8
Parameters2: Rhocc = 0.5 Rhow = 0.3 Rhofc = 0.2 LLF = 0.8
Average Illuminance(lx): 100 Cavity Height: H1(m) = 2

Indoor Coefficient of Utilization Table

Lum. Name:MD10-13-XX-02 3000K RA90 25D	Lum. Catelog:	Test ID:01
Lamp Name:	Lamp Catelog:LED	Test Lab:Quality peatment
Manufacture:Shenzhen Norming Lighting Co., Ltd	Test Machine:GON-2000	Test Date:2019/12/23

Coefficients of Utilization - Zonal Cavity Method																		
Coef.	Effective Floor Cavity Reflectance RFC=0.20																	
RhoCC (%)	80				70				50			30			10			0
RhoW (%)	70	50	30	10	70	50	30	10	50	30	10	50	30	10	50	30	10	0
RCR	Coefficient of Utilization(%)																	
0	118	118	118	118	115	115	115	115	110	110	110	105	105	105	100	100	100	98
1	112	109	107	104	110	107	104	102	102	100	99	98	97	95	94	93	92	90
2	106	101	97	93	104	99	95	92	95	92	89	92	89	87	89	87	85	83
3	101	94	89	84	98	92	87	84	89	85	82	87	83	80	84	81	79	77
4	95	88	82	77	93	86	81	77	84	79	76	81	77	74	79	76	73	72
5	91	82	76	71	89	81	75	71	79	74	70	77	72	69	75	71	68	67
6	86	77	71	66	84	76	70	66	74	69	65	72	68	65	71	67	64	62
7	82	72	66	62	80	71	66	62	70	65	61	69	64	61	67	63	60	59
8	78	68	62	58	77	68	62	58	66	61	57	65	60	57	64	60	57	55
9	74	65	59	55	73	64	58	54	63	58	54	62	57	54	61	57	53	52
10	71	61	55	52	70	61	55	51	60	55	51	59	54	51	58	54	51	49

Unified Glare Rating Table

Table with 3 columns: Lum. Name, Lum. Catalog, Test ID; Lamp Name, Lamp Catalog, Test Lab; Manufacture, Test Machine, Test Date.

Unified Glare Rating Table

Table with 11 columns for room dimensions and UGR values. Includes sections for variations with observer position and reduced UGR table.

to the CIE Pub. 117, data has been corrected, refers to the lamp's lumens 8.2flm.

Candela Tabulation

V/H	C0.0	C90.0	C180.0	C270.0
γ 0.0	2292.78	2292.78	2292.78	2292.78
γ 1.0	2318.00	2294.04	2243.94	2278.36
γ 2.0	2313.92	2262.33	2184.44	2231.70
γ 3.0	2283.89	2219.48	2110.78	2169.17
γ 4.0	2240.86	2163.35	2030.49	2093.45
γ 5.0	2182.43	2099.72	1939.87	2012.85
γ 6.0	2110.18	2021.19	1844.18	1918.94
γ 7.0	2031.88	1935.00	1735.05	1822.02
γ 8.0	1945.02	1826.97	1618.21	1719.00
γ 9.0	1841.11	1708.32	1494.16	1612.99
γ 10.0	1724.08	1581.63	1367.90	1495.77
γ 11.0	1599.39	1451.49	1240.11	1374.75
γ 12.0	1471.44	1324.22	1121.37	1250.58
γ 13.0	1341.83	1209.99	1014.81	1129.52
γ 14.0	1217.41	1105.27	923.96	1022.09
γ 15.0	1105.09	1013.12	843.79	930.06
γ 16.0	1007.56	928.43	775.89	848.34
γ 17.0	919.40	853.55	718.71	779.65
γ 18.0	841.00	787.66	671.53	721.13
γ 19.0	774.40	732.24	631.70	674.85
γ 20.0	719.15	684.96	599.62	635.05
γ 21.0	673.86	646.18	573.08	603.58
γ 22.0	635.55	613.33	550.73	576.60
γ 23.0	603.79	585.89	531.43	555.07
γ 24.0	576.99	562.31	515.34	535.89
γ 25.0	554.99	542.65	500.24	519.50
γ 26.0	536.65	525.42	487.06	503.97
γ 27.0	520.48	510.48	473.92	490.54
γ 28.0	506.43	496.14	461.50	476.96
γ 29.0	493.64	483.27	449.92	464.98
γ 30.0	482.76	470.27	437.63	451.42
γ 31.0	471.31	457.79	425.47	439.53
γ 32.0	460.51	444.85	412.47	426.40
γ 33.0	449.91	432.26	397.85	413.54
γ 34.0	439.26	419.07	380.26	397.64
γ 35.0	428.11	405.92	360.11	379.62
γ 36.0	415.55	390.36	336.13	358.00
γ 37.0	399.38	371.48	309.09	333.79
γ 38.0	379.59	348.49	280.45	306.88
γ 39.0	355.45	322.35	251.32	279.11
γ 40.0	328.46	293.40	221.04	249.28
γ 41.0	298.29	262.11	191.64	219.89
γ 42.0	266.86	229.84	162.41	190.24
γ 43.0	235.13	197.51	134.43	161.84
γ 44.0	203.87	166.37	108.11	135.26
γ 45.0	173.27	137.08	84.72	110.37
γ 46.0	144.32	110.89	64.61	88.34

Candela Tabulation - (Cont.)

V/H	C0.0	C90.0	C180.0	C270.0
γ 47.0	117.14	84.76	49.42	70.30
γ 48.0	92.34	62.38	39.72	57.29
γ 49.0	71.42	45.92	34.74	48.90
γ 50.0	55.90	37.56	31.89	43.08
γ 51.0	45.69	33.81	29.42	38.75
γ 52.0	39.29	31.13	27.26	35.24
γ 53.0	35.58	29.07	25.38	32.49
γ 54.0	33.05	27.14	23.61	29.46
γ 55.0	30.97	25.46	21.97	27.11
γ 56.0	29.00	23.82	20.43	25.23
γ 57.0	27.23	22.29	19.10	23.50
γ 58.0	25.56	21.01	17.85	22.06
γ 59.0	24.00	19.69	16.80	20.76
γ 60.0	22.62	18.58	15.83	19.61
γ 61.0	21.43	17.62	15.00	18.51
γ 62.0	20.32	16.70	14.32	17.57
γ 63.0	19.29	15.92	13.75	16.77
γ 64.0	18.38	15.19	13.23	16.12
γ 65.0	17.58	14.55	12.76	15.55
γ 66.0	16.88	13.92	12.33	15.00
γ 67.0	16.20	13.32	11.91	14.53
γ 68.0	15.56	12.76	11.55	14.10
γ 69.0	14.96	12.20	11.18	13.69
γ 70.0	14.40	11.69	10.86	13.29
γ 71.0	13.88	11.20	10.54	12.94
γ 72.0	13.34	10.74	10.26	12.55
γ 73.0	12.83	10.31	10.00	12.19
γ 74.0	12.34	9.95	9.85	11.86
γ 75.0	11.91	9.69	9.78	11.65
γ 76.0	11.55	9.51	9.74	11.48
γ 77.0	11.25	9.37	9.71	11.37
γ 78.0	11.06	9.23	9.46	11.24
γ 79.0	10.90	9.03	9.18	10.92
γ 80.0	10.67	8.72	8.90	10.75
γ 81.0	10.46	8.46	8.34	10.24
γ 82.0	10.04	7.87	7.89	9.84
γ 83.0	9.63	7.37	7.26	9.36
γ 84.0	9.16	6.84	6.67	8.79
γ 85.0	8.61	6.28	6.10	8.23
γ 86.0	8.02	5.76	5.31	7.34
γ 87.0	7.27	5.05	4.81	6.42
γ 88.0	6.37	4.65	4.21	5.73
γ 89.0	5.73	4.08	4.09	4.94
γ 90.0	4.93	3.95	3.98	4.78
γ 91.0	4.76	3.84	3.88	4.64
γ 92.0	4.64	3.76	3.78	4.52
γ 93.0	4.51	3.67	3.69	4.40

Candela Tabulation - (Cont.)

V/H	C0.0	C90.0	C180.0	C270.0
γ 94.0	4.39	3.58	3.61	4.28
γ 95.0	4.29	3.51	3.54	4.18
γ 96.0	4.18	3.43	3.46	4.09
γ 97.0	4.09	3.37	3.39	3.99
γ 98.0	4.00	3.31	3.34	3.92
γ 99.0	3.92	3.24	3.29	3.84
γ 100.0	3.86	3.20	3.24	3.77
γ 101.0	3.78	3.16	3.20	3.71
γ 102.0	3.72	3.11	3.17	3.65
γ 103.0	3.67	3.10	3.14	3.61
γ 104.0	3.61	3.06	3.13	3.57
γ 105.0	3.58	3.04	3.11	3.54
γ 106.0	3.54	3.01	3.11	3.52
γ 107.0	3.50	3.01	3.12	3.50
γ 108.0	3.47	2.99	3.12	3.48
γ 109.0	3.45	2.99	3.13	3.47
γ 110.0	3.43	2.98	3.14	3.47
γ 111.0	3.42	2.99	3.17	3.48
γ 112.0	3.41	3.00	3.20	3.49
γ 113.0	3.41	3.01	3.23	3.51
γ 114.0	3.39	3.03	3.27	3.53
γ 115.0	3.40	3.04	3.30	3.55
γ 116.0	3.40	3.05	3.34	3.58
γ 117.0	3.41	3.08	3.39	3.60
γ 118.0	3.42	3.11	3.44	3.64
γ 119.0	3.44	3.13	3.49	3.68
γ 120.0	3.46	3.16	3.54	3.71
γ 121.0	3.48	3.21	3.61	3.76
γ 122.0	3.51	3.24	3.67	3.82
γ 123.0	3.55	3.29	3.74	3.87
γ 124.0	3.57	3.35	3.81	3.92
γ 125.0	3.63	3.41	3.88	3.98
γ 126.0	3.68	3.47	3.96	4.06
γ 127.0	3.73	3.54	4.07	4.13
γ 128.0	3.80	3.62	4.16	4.22
γ 129.0	3.86	3.70	4.26	4.30
γ 130.0	3.94	3.79	4.37	4.39
γ 131.0	4.03	3.89	4.49	4.49
γ 132.0	4.11	3.99	4.62	4.60
γ 133.0	4.21	4.10	4.75	4.71
γ 134.0	4.31	4.21	4.88	4.83
γ 135.0	4.44	4.34	5.01	4.95
γ 136.0	4.55	4.47	5.15	5.08
γ 137.0	4.67	4.60	5.30	5.22
γ 138.0	4.80	4.74	5.45	5.36
γ 139.0	4.93	4.89	5.60	5.50
γ 140.0	5.08	5.04	5.76	5.64

IES Indoor Report

Photometric Filename:MD10-13-XX-02 3000K RA90 25D.IES

Candela Tabulation - (Cont.)

V/H	C0.0	C90.0	C180.0	C270.0
γ 141.0	5.22	5.17	5.90	5.78
γ 142.0	5.36	5.32	6.06	5.93
γ 143.0	5.50	5.47	6.19	6.06
γ 144.0	5.65	5.62	6.32	6.19
γ 145.0	5.79	5.77	6.43	6.32
γ 146.0	5.93	5.91	6.58	6.43
γ 147.0	6.07	6.04	6.69	6.56
γ 148.0	6.19	6.16	6.81	6.67
γ 149.0	6.33	6.28	6.92	6.78
γ 150.0	6.44	6.40	7.03	6.88
γ 151.0	6.58	6.53	7.14	6.98
γ 152.0	6.69	6.64	7.23	7.08
γ 153.0	6.83	6.74	7.33	7.17
γ 154.0	6.93	6.86	7.43	7.26
γ 155.0	7.04	6.96	7.53	7.35
γ 156.0	7.15	7.06	7.62	7.44
γ 157.0	7.26	7.15	7.71	7.51
γ 158.0	7.36	7.25	7.79	7.59
γ 159.0	7.46	7.35	7.88	7.68
γ 160.0	7.55	7.45	7.95	7.75
γ 161.0	7.66	7.55	8.03	7.82
γ 162.0	7.74	7.64	8.10	7.89
γ 163.0	7.84	7.73	8.17	7.95
γ 164.0	7.93	7.81	8.24	8.02
γ 165.0	8.01	7.88	8.28	8.07
γ 166.0	8.09	7.96	8.35	8.13
γ 167.0	8.16	8.03	8.39	8.17
γ 168.0	8.23	8.09	8.43	8.21
γ 169.0	8.29	8.16	8.48	8.27
γ 170.0	8.34	8.20	8.51	8.30
γ 171.0	8.40	8.26	8.55	8.34
γ 172.0	8.45	8.29	8.57	8.37
γ 173.0	8.49	8.34	8.61	8.40
γ 174.0	8.55	8.37	8.63	8.43
γ 175.0	8.58	8.42	8.65	8.46
γ 176.0	8.61	8.45	8.68	8.50
γ 177.0	8.65	8.49	8.71	8.54
γ 178.0	8.68	8.50	8.73	8.57
γ 179.0	8.72	8.53	8.74	8.59
γ 180.0	8.68	8.68	8.68	8.68